

End of Line Packaging Solutions

Case Erector \ Bottom Sealer Model CE 30 (For Hot Melt \ Tape Sealing)



The Model CE 30 case erector is heavy duty powerhouse. Its continuous motion drive performs case forming and case sealing operations at speeds of up to 32 cases per minute. Using PLC to control the operations and document the performance of the machine, this case erector is also operator friendly with touch screen controls.

The machine handles cases very positively to ensures that most difficult cases can be opened & minimum utilities are consumed.

Features:

- Soft stop
- Self lubricating air cylinders
- Elevated beacon fault light
- Conveyorized Horizontal blank magazine
- Safety guarding
- Vacuum Pump
 - No/low air pressure
 - Case magazine is empty or low
 - Guard door opened
 - Emergency stop activated
 - Motor overload
 - Encoder or coupling malfunction
 - Individual Sensor malfunction



Positive Case Transfer



Case Blank Pick Up



Conveyorized Horizontal Blank Magazine

Technical specifications:

Case Range – RSC & HSC cases

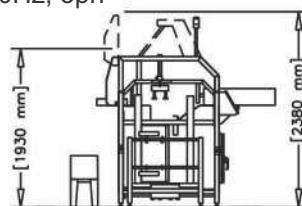
	Minimum (in mm)	Maximum (in mm)
Length	180	575
Width	150	405
Height	105	380

Note: Not all Min or Max are possible together above

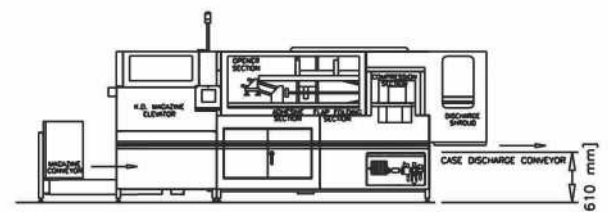
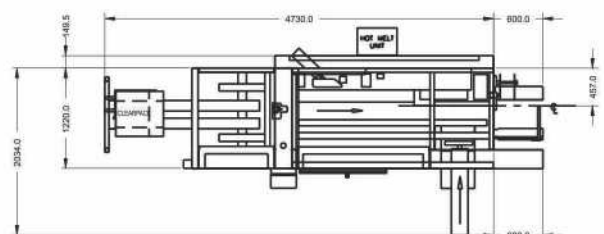
Knock down case

Length	305mm - 965mm
Width	203mm - 743mm

- Electrical Consumption: 5Kw, 380/480V, 50Hz, 3ph
- Estimated Air Consumption
 - For Tape: 0.83 cfm/ cycle, 80 psi
 - For Hotmelt: 1.48 cfm/ cycle, 80 psi
- Speed- up to 32 cpm



Machine Layout



Email: info@clearpack.com | Website: www.clearpack.com